DressageDiagrams.com

INTRO 1

[20x40, viewed from A end]

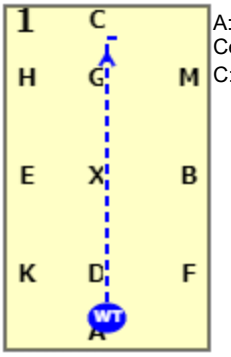

A: Enter in Working Trot and proceed down the Centre Line without halting
C: Track Right

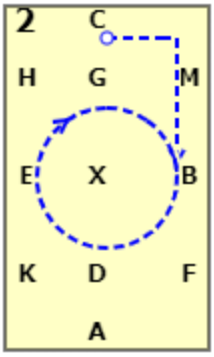

B: Circle right 20 metres

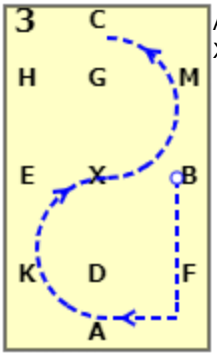

AX: Half circle right to X
XC: Half circle left to C

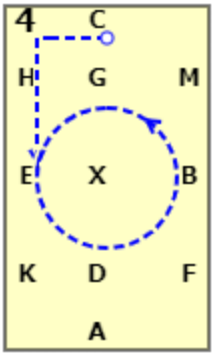

E: Circle left 20 metres

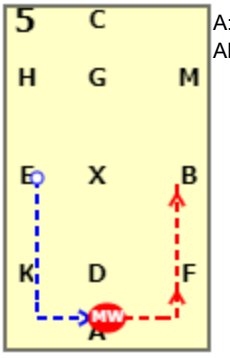

A: Transition to Medium Walk
AFB: Medium walk

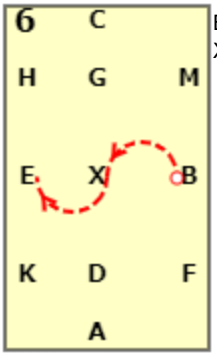

BX: Half circle left from B to X
XE: Half circle right from X to E

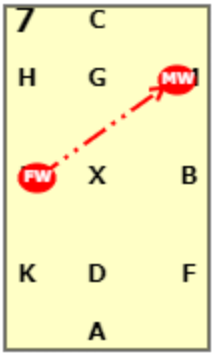

EM: Change the rein free walk on a long rein
M: Medium walk

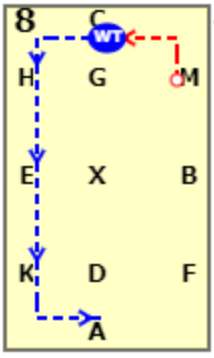

C: Transition to Working Trot
HEKA: Working trot

DressageDiagrams.com

INTRO 1

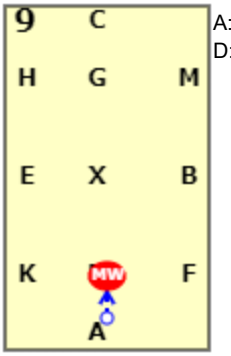

A: Turn down the center line
D: Transition to Medium Walk

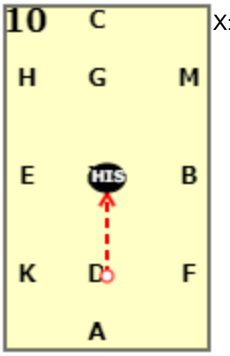

X: Halt, immobility & salute